Cat6A Shielded Riser Solid Bare Copper

SKU : TS-SRBC/6A-WH
23AWG • 4 Twisted Pairs • CMR • ETL Certified
F/UTP • 750MHz • Solid Bare Copper



Lengths Available

• 1000ft

Jacket Colors

Key Features

- Bandwidth tested up to 750 MHz
- Suitable for 1 Gigabit and 10 Gigabit Ethernet up to 328 ft
- In compliance with ANSI/TIA 568.2-D
- RoHS-3 Compliant • ETL Certified
- Easily identified color striped pairs
- Supports Power over Ethernet: PoE/PoE+/ PoE++ (IEEE 802.3af/at/bt) 4PPoE up to 100W
- Sequential footage markings every 2ft

Technical Data

Insulation	FEP
Average Thickness (mm)	0.268
Min Point Thickness (mm)	0.248
Conductor Insulation Dia. (±0.02mm)	**1.12**
Twisted Pair Dia. (±0.02mm)	2.24
Ripcord	Kevlar
Spline	Present
Polyethylene Tape	Present
Shielding	F/UTP
Drain Wire - Solid Tinned Copper (mm)	0.40

Conductor	Solid Bare Copper
Size	23AWG
Conductor Dia. (±0.05mm)	0.585

Color of Pairs	
Pair 1	Blue- White/Blue
Pair 2	Orange- White/Orange
Pair 3	Green- White/Green
Pair 4	Brown- White/Brown

Cable Jacket	FR-PVC
Average Thickness (mm)	0.55
Min. Point Thickness (mm)	0.50
Outer Diameter (±0.2mm)	**7.60**

Standards Reference

ANSI/TIA 568-2.D

ISO/IEC 11801



RoHS compliant

LINKWARE™PC
CABLE TEST MANAGEMENT SOFTWARE

Cable ID: 6ACMR FUTP JACK

Test Limit: TIA Cat 6A MPTL (+PoE)
Limits Version: V7.6 Date / Time: 02/14/2022 11:59:15 AM
Operator: LIXIAOHONG
Headroom 4.7 dB (NEXT 3,6-4,5) Cable Type: Cat 6A F/UTP NVP: 70.0%

Main: Versiv
S/N: 1924100
Software Version: V6.7 Build 1
Calibration Date: 11/14/2020
Adapter: DSX-8000 (DSX-PLA804)
S/N: 4523169

Test Summary: PASS

Remote: Versiv
S/N: 1917273
Software Version: V6.7 Build 1
Calibration Date: 11/14/2020
Adapter: DSX-8000R (DSX-PC6A)
S/N: 4716155

Length (ft), Limit 295	[Pair 4,5]	296
Prop. Delay (ns), Limit 498	[Pair 1,2]	460
Delay Skew (ns), Limit 44	[Pair 1,2]	30
Resistance (ohms), Limit 21.00	[Pair 1,2]	12.84
Resist. Unbal. (ohms)	[Pair 3,6]	0.124
Resist. P2P Unbal. (ohms)	[Pair 1,2-4,5]	0.215
Insertion Loss Margin (dB)	[Pair 1,2]	5.0
Frequency (MHz)	[Pair 1,2]	500.0
Limit (dB)	[Pair 1,2]	43.8

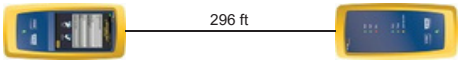

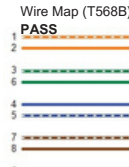

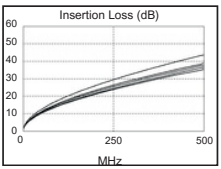

	Worst Case Margin		Worst Case Value	
PASS	MAIN	SR	MAIN	SR
Worst Pair	3,6-4,5	3,6-4,5	3,6-4,5	3,6-4,5
NEXT (dB)	5.9	4.7	6.1	5.9
Freq. (MHz)	440.0	3.8	500.0	484.0
Limit (dB)	28.5	64.5	26.7	27.1
Worst Pair	3,6	4,5	3,6	4,5
PS NEXT (dB)	6.3	5.7	7.3	7.3
Freq. (MHz)	405.0	261.0	499.0	484.0
Limit (dB)	26.9	32.4	23.8	24.2
PASS	MAIN	SR	MAIN	SR
Worst Pair	4,5-1,2	4,5-1,2	4,5-1,2	4,5-7,8
ACR-F (dB)	15.2	14.8	15.6	15.0
Freq. (MHz)	401.0	468.0	500.0	499.0
Limit (dB)	12.1	10.8	10.2	10.2
Worst Pair	1,2	1,2	7,8	7,8
PS ACR-F (dB)	16.6	16.7	17.5	17.3
Freq. (MHz)	401.0	436.0	491.0	489.0
Limit (dB)	9.1	8.4	7.4	7.4
N/A	MAIN	SR	MAIN	SR
Worst Pair	3,6-4,5	3,6-4,5	3,6-4,5	3,6-7,8
ACR-N (dB)	7.1	5.3	14.6	12.8
Freq. (MHz)	3.6	3.8	500.0	491.0
Limit (dB)	61.4	61.1	-17.1	-16.4
Worst Pair	3,6	3,6	3,6	3,6
PS ACR-N (dB)	8.9	7.1	14.8	14.3
Freq. (MHz)	4.9	3.9	500.0	483.0
Limit (dB)	56.6	58.5	-20.0	-18.6
PASS	MAIN	SR	MAIN	SR
Worst Pair	4,5	3,6	4,5	3,6
RL (dB)	4.8	2.0	6.8	2.0
Freq. (MHz)	6.3	480.0	463.0	480.0
Limit (dB)	21.0	8.0	8.0	8.0

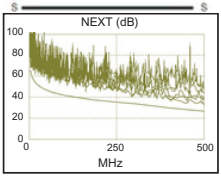

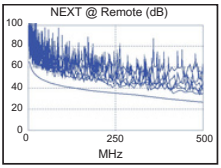

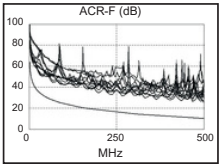

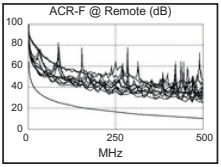

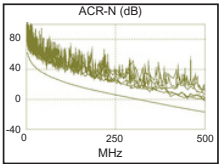

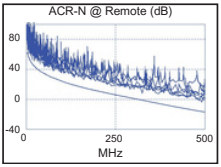

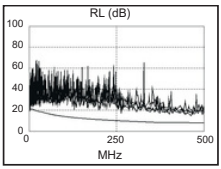

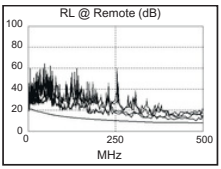

Compliant Network Standards:

10BASE-T	100BASE-TX	100BASE-T4
1000BASE-T	2.5GBASE-T	5GBASE-T
10GBASE-T	ATM-25	ATM-51
ATM-155	100VG-AnyLan	TR-4
TR-16 Active	TR-16 Passive	

RoHS compliant

FLUKE networks

Electrical Characteristics

PoE Certification	PoE/PoE+/PoE++ 4PPoE
Maximum PoE Wattage	100W
PoE Application Compatibility	802.3af/at/bt Type 4
TIA 568-2.D Cat6A Permanent Link +PoE	CERTIFIED
Maximum Application Speed @ 295ft	10GBASE-T
Nominal Velocity of Propagation (NVP)	70
Maximum Operating Voltage	300V
1.0 - 750MHz Impedance (Ω)	100 ± 15
Maximum Operating Frequency	750MHz
1.0 - 750MHz Delay Skew (ns/100m)	≤45
Pair-to-Ground Capacitance Unbalance (pF/km)	≤3300
Max. Conductor DC Resistance 20°C (Ω/km)	68



Mechanical & Environmental Operating Parameters

Test Object	Jacket
Test Material	FR-PVC
Before- Tensile Strength (Mpa)	≥13.8
Aging- Elongation (%)	≥100
Min. Bend Radius	5.25cm/2.00in
Max. Installation Tension	110N/25lb-ft

Aging Condition (℃ x hrs)	100 x 168 ≥85% of
After Tensile Strength (Mpa)	unaged ≥50% of
Aging Condition - Elongation (%)	unaged
Cold Bend(-20 ± 2°C x 4hrs)	No Crack
Operating & Storage Temp.	-40°C to 75°C | -40°F to 167°F
Installation Temp.	-20°C to 75°C | -4°F to 167°F

ETL LISTED

RoHS compliant